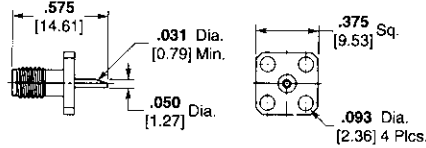


#### Panel Mount Receptacles

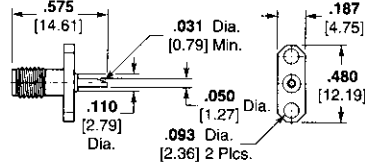
##### Solder Pot Terminals

##### Flange Mount Jack Receptacle<sup>1</sup>



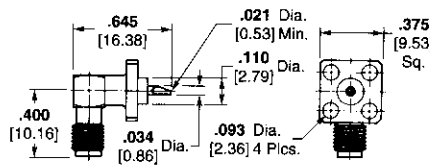
| M/A-COM Part No. (Ref. Only) | AMP Part No. |
|------------------------------|--------------|
| 1052-0000-00                 | 1045568-1    |

##### Flange Mount Jack Receptacle<sup>1</sup>



| M/A-COM Part No. (Ref. Only) | AMP Part No. |
|------------------------------|--------------|
| 1052-1300-02                 | 1045582-1    |

##### Flange Mount Jack Receptacle<sup>1</sup>



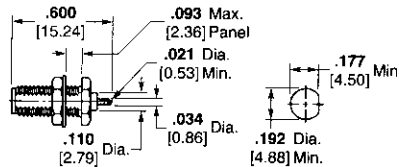
| M/A-COM Part No. (Ref. Only) | AMP Part No. |
|------------------------------|--------------|
| 1054-5005-02                 | 1045621-1    |

#### Bulkhead Mount Receptacles

##### Solder Pot Terminals

##### Bulkhead Feed-through Jack Receptacles<sup>1</sup>

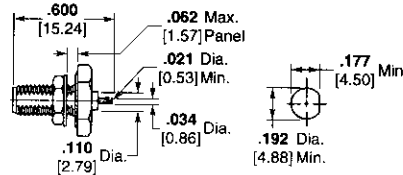
##### Rear Mount



Recommended Mounting Hole

| M/A-COM Part No. (Ref. Only) | AMP Part No. |
|------------------------------|--------------|
| 1056-0000-02                 | 1045630-1    |

##### Rear Mount (With "O" Ring)



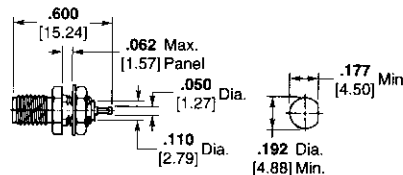
Recommended Mounting Hole

| M/A-COM Part No. (Ref. Only) | AMP Part No. |
|------------------------------|--------------|
| 1056-1100-02                 | 1045632-1    |

##### Turret Terminal

##### Bulkhead Feed-through Jack Receptacle<sup>1</sup>

##### Front Mount



Recommended Mounting Hole

| M/A-COM Part No. (Ref. Only) | AMP Part No. |
|------------------------------|--------------|
| 1058-0000-02                 | 1045637-1    |

Finish: Passivated stainless steel, -02. For gold plate, change the Part Number suffix from -02 to -00.  
1. Captured Center Contact.

RF Connectors